

Made in America



Since 1980



BRECKWELL[®] PELLET STOVES

Exceptional Heat, Outstanding Value[™]

www.breckwell.com

**All Breckwell Pellet and
Multi-Fuel Stoves qualify for the
30% Tax Credit of up to \$1500.**

(MORE DETAILS INSIDE)



The Solstice[®]
Pellet Stoves & Inserts

HEARTH & HOME
STORE

All Breckwell Pellet and Multifuel Stoves qualify for a 30% Tax Credit of up to \$1500*



*Now you can...

- 1) Get a tax credit.
- 2) Lower your heating costs.
- 3) Contribute to a greener earth all at once.

The American Recovery and Reinvestment Act of 2009 offers 30% consumer tax credits for the purchase of new 75% thermally efficient bio-mass burning stoves (i.e. wood pellets and multi-fuel stoves) and energy saving improvements that meet the IRS guidelines of a "Qualified Energy Property". The cumulative total of this credit for 2009 and 2010 is \$1,500. This is for purchases made from 1/1/2009 to 12/31/2010.

Breckwell stoves are so efficient that ALL of our wood pellet, wood pellet inserts, and multi-fuel stoves exceed the 75%-efficiency standard and qualify for the tax credit.

Manufacturer's Certificate of Qualification
30% Tax Credit of up to \$1500*

*The American Recovery and Reinvestment Act of 2009 offers tax credits for energy efficient heating systems and energy saving improvements that meet the IRS guidelines of a "Qualified Energy Property". The cumulative total of this credit for 2009 and 2010 is \$1,500.

The following products are biomass burning appliances that meet or exceed the IRS guidelines, for Section 25C of the Internal Revenue Code. For new stove purchases from 1/1/09 to 12/31/10.

<small>The Tahoe - P2000 FS</small>	<small>The Maverick - P22 FS</small>
<small>The Tahoe Insert - P2000 I</small>	<small>The Maverick Insert - P22 I</small>
<small>The Blazer - P24 FS</small>	<small>The Mojave - P2700 FS</small>
<small>The Blazer Insert - P24 I</small>	<small>The Classic Cast - P6000 FS</small>
<small>The Sonora - P23 FS</small>	<small>The Big E - P1000 FS</small>
<small>The Sonora Insert - P23 I</small>	<small>The Heartland Multi-Fuel - P6000 FS</small>
<small>The Solidice - P7000</small>	<small>The Mahogany Wood Stove - W1200</small>

"Under penalties of perjury, I declare that I have examined this certification statement, and to the best of my knowledge and belief, the facts presented are true, correct, and complete."

Please visit the following for full details:
www.breckwell.com
www.irs.gov/pub/irs-drop/n-09-53.pdf
Consult your tax adviser for proper execution and filing

Breckwell LLC
2925 E. Randol Mill Road
Arlington, TX 76011

BRECKWELL®
Exceptional Heat, Outstanding Value

June 15, 2009
Issued Date

Please visit the following for full details:

- www.breckwell.com
- www.irs.gov/pub/irs-drop/n-09-53.pdf
- Consult your tax adviser for proper execution and filing

← Sample Certificate of Qualification



The Solstice[®]

(P7000 FS)

heats up to 2200 sq. ft.

The elegant features of The Solstice leverages the modern sleek feel of European circular stove style with the reliability, durability and efficiency of Made In America craftsmanship. It creatively deploys state-of-the-art technology in a compact 22" wide design. The Tri-Source Heat Distribution System provides exceptional heat.



The Solstice
Pellet Stoves & Inserts
HEARTH & HOME
MADE IN THE USA



Made in the USA



BRECKWELL[®]
Exceptional Heat, Outstanding Value[™]

breckwell.com

Features & Benefits

Up to 45,000 BTUs: Providing comforting heat from 400sf to up to 2200sf. 5 heat settings. Remote and wall Thermostat compatible.

The Automatic Fuel Feed lets you burn up to 80 hours on each load with the huge 80 lb hopper fuel capacity.

Heavy Steel Construction provides long-term reliability and durability.

Tri-source (front and sides) heat distribution system for maximum breadth of coverage.

One touch digital technology control board with multiple Safety checks and Diagnostics; extending the life and efficiency of your stove.

The control board is easily accessible.

The "Hot Rod" Automatic Fire Starter igniter assures the stove lights quickly and safely. No messy starter gels needed.

Solid cast iron burn pot. Removable for easy cleaning.

Large and easily accessible Ash Drawer.

Special air wash system helps keep glass clean.

Quiet motors and blowers.

High thermal efficiency offers superior heat output.

Environmentally friendly: meeting or exceeding all federal and state emissions standards.

Easy to install (instructions included).

Limited Lifetime Warranty.

Breckwell Stoves have Proudly been Made in the USA since 1980.

Options

Remote Control Thermostat: Radio Controlled with range up to 100ft.

Colors available:

Black
Rich Brown
Designer Shimmering Red

(See pg. 14 for full details).



The Tahoe[®]

(P2000 FS)

heats up to 2200 sq. ft.

This Top of the Line luxury stove enhances your home with brilliant flames wrapped in a modern design. The large three-sided glass bay windows showcase a 180 degree fire-filled panorama. Substantial heat delivered in a beautiful, easy to operate and maintain, package.



Made in the USA



BRECKWELL[®]
Exceptional Heat, Outstanding Value[™]

breckwell.com

Features & Benefits

Up to 45,000 BTUs: Providing comforting heat from 400sf to up to 2200sf. 5 heat settings. Remote and wall Thermostat compatible.

The Automatic Fuel Feed lets you burn up to 70 hours on each load with the 70 lb hopper fuel capacity.

Heavy Steel Construction provides long-term reliability and durability.

One touch digital technology control board with multiple Safety checks and Diagnostics; extending the life and efficiency of your stove.

The "Hot Rod" Automatic Fire Starter igniter assures the stove lights quickly and safely. No messy starter gels needed.

Solid cast iron burn pot. Removable for easy cleaning.

Large and easily accessible Ash Drawer.

Special air wash system helps keep glass clean.

Easy Access rear, and Swing-Open side panels for quick maintenance and service.

Quiet motors and blowers.

High thermal efficiency offers superior heat output.

Environmentally friendly: meeting or exceeding all federal and state emissions standards.

Easy to install (instructions included).

Available in Black.
(See pg. 14 for color sample and full details).

Limited Lifetime Warranty.

Breckwell Stoves have Proudly been Made in the USA since 1980.

Options

Remote Control Thermostat: Radio Controlled with range up to 100ft.

24 karat gold plated, gold trim or brushed nickel doors with matching accents.

Realistic ceramic fiber logs and brick panels.



The Tahoe® Insert (P2000 I) *heats up to 2200 sq. ft.*

This Top of the Line luxury stove enhances your home with brilliant flames wrapped in a modern design. The large three-sided glass bay windows showcase a 180 degree fire-filled panorama. Substantial heat delivered in a beautiful, easy to operate and maintain, package.



Made in the USA



BRECKWELL®
Exceptional Heat, Outstanding Value™

breckwell.com

Features & Benefits

Up to 45,000 BTUs: Providing comforting heat from 400sf to up to 2200sf. 5 heat settings. Remote and wall Thermostat compatible.

The Automatic Fuel Feed lets you burn up to 60 hours on each load with the 60 lb hopper fuel capacity.

Heavy Steel Construction provides long-term reliability and durability.

One touch digital technology control board with multiple Safety checks and Diagnostics; extending the life and efficiency of your stove.

The "Hot Rod" Automatic Fire Starter igniter assures the stove lights quickly and safely. No messy starter gels needed.

Solid cast iron burn pot. Removable for easy cleaning.

Special air wash system helps keep glass clean.

Quiet motors and blowers.

High thermal efficiency offers superior heat output.

Environmentally friendly: meeting or exceeding all federal and state emissions standards.

Easily installs into virtually any factory built or masonry fireplace (instructions included).

Available in Black.
(See pg. 14 for color sample and full details).

Limited Lifetime Warranty.

Breckwell Stoves have Proudly been Made in the USA since 1980.

Options

Remote Control Thermostat: Radio Controlled with range up to 100ft.

24 karat gold plated, gold trim or brushed nickel doors with matching accents.

Realistic ceramic fiber logs and brick panels.

Large drop-in ash pan.





Features & Benefits

Up to 42,000 BTUs: Providing comforting heat from 400sf to up to 2000sf. 5 heat settings. Remote and wall Thermostat compatible.

The Automatic Fuel Feed lets you burn up to 55 hours on each load with the 55 lb hopper fuel capacity.

Heavy Steel Construction provides long-term reliability and durability.

One touch digital technology control board with multiple Safety checks and Diagnostics; extending the life and efficiency of your stove.

The "Hot Rod" Automatic Fire Starter igniter assures the stove lights quickly and safely. No messy starter gels needed.

Solid cast iron burn pot. Removable for easy cleaning.

Large and easily accessible Ash Drawer with pedestal; or discreet Ash Pan with leg model.

Special air wash system helps keep glass clean.

Easy Access rear, and Swing-Open side panels for quick maintenance and service.

Quiet motors and blowers.

High thermal efficiency offers superior heat output.

Environmentally friendly: meeting or exceeding all federal and state emissions standards.

Easy to install (instructions included).

Available in Black.
(See pg. 14 for color sample and full details).

Limited Lifetime Warranty.

Breckwell Stoves have Proudly been Made in the USA since 1980.

Options

Remote Control Thermostat: Radio Controlled with range up to 100ft.

Door: 24 karat gold plated, gold trim, brushed nickel, or painted.

Cowl: 24 karat gold plated, or brushed nickel.

Legs: gold plated, brushed nickel, or painted.

Pedestal.

Realistic ceramic fiber logs and brick panels.



Leg option



The Sonora[®]

(P23 FS)
heats up to 2000 sq. ft.

An elegant yet formidable stove in a compact size. If you're looking for versatility – this is your stove. It is small enough to fit almost anywhere in your home. It is powerful enough to keep you cozy and toasty all winter long. The smart solution for whole-home hearth-centered warmth.

Available as a freestanding pedestal model (as shown), or with legs in a variety of finishes.



Made in the USA



BRECKWELL[®]
Exceptional Heat, Outstanding Value[™]

breckwell.com



The Sonora[®] Insert

(P23 I)

heats up to 2000 sq. ft.

An elegant yet formidable stove in a compact size. If you are looking for versatility – this is your stove. It is small enough to fit almost anywhere in your home. It is powerful enough to keep you cozy and toasty all winter long. The smart solution for whole-home hearth-centered warmth.



Made in the USA



BRECKWELL[®]
Exceptional Heat, Outstanding Value[™]

breckwell.com

Features & Benefits

Up to 42,000 BTUs: Providing comforting heat from 400sf to up to 2000sf. 5 heat settings. Remote and wall Thermostat compatible.

The Automatic Fuel Feed lets you burn up to 55 hours on each load with the 55 lb hopper fuel capacity.

Heavy Steel Construction provides long-term reliability and durability.

One touch digital technology control board with multiple Safety checks and Diagnostics; extending the life and efficiency of your stove.

The “Hot Rod” Automatic Fire Starter igniter assures the stove lights quickly and safely. No messy starter gels needed.

Solid cast iron burn pot. Removable for easy cleaning.

Special air wash system helps keep glass clean.

Quiet motors and blowers.

High thermal efficiency offers superior heat output.

Environmentally friendly: meeting or exceeding all federal and state emissions standards.

Easily installs into virtually any factory built or masonry fireplace (instructions included).

Available in Black.
(See pg. 14 for color sample and full details).

Limited Lifetime Warranty.

Breckwell Stoves have Proudly been Made in the USA since 1980.

Options

Remote Control Thermostat: Radio Controlled with range up to 100ft.

Door: 24 karat gold plated, gold trim, brushed nickel, or painted.

Cowl: 24 karat gold plated, brushed nickel, or painted.

Realistic ceramic fiber logs and brick panels.

Drop-in Ash Pan.



Features & Benefits

Up to 45,000 BTUs: Providing comforting heat from 400sf to up to 2200sf. 5 heat settings. Remote and wall Thermostat compatible.

The Automatic Fuel Feed lets you burn up to 60 hours on each load with the 60 lb hopper fuel capacity.

Heavy Steel Construction provides long-term reliability and durability.

One touch digital technology control board with multiple Safety checks and Diagnostics; extending the life and efficiency of your stove.

The "Hot Rod" Automatic Fire Starter igniter assures the stove lights quickly and safely. No messy starter gels needed.

Solid cast iron burn pot. Removable for easy cleaning.

Special air wash system helps keep glass clean.

Quiet motors and blowers.

High thermal efficiency offers superior heat output.

Environmentally friendly: meeting or exceeding all federal and state emissions standards.

Both the freestanding and insert are easy to install (instructions included). Insert fits in virtually any factory built or masonry fireplace.

Available in Black.
(See pg. 14 for color sample and full details).

Limited Lifetime Warranty.

Breckwell Stoves have Proudly been Made in the USA since 1980.

Freestanding only

Large and easily accessible Ash Drawer.

Easy Access rear, and Swing-Open side panels for quick maintenance and service.

Top or Rear exhaust capable.

Options

Remote Control Thermostat: Radio Controlled with range up to 100ft.

Door: 24 karat gold plated, gold trim, or brushed nickel.

Cowl: 24 karat gold plated, or brushed nickel.

Realistic ceramic fiber logs and brick panels.



The Blazer[®]

(P24 FS & P24 I)

heats up to 2200 sq. ft.

The true American Classic pellet stove. High-tech performance with "old-school" comfort and appeal. Our decades of dedication to quality, reliability, value, and ease of operation are exemplified by The Blazer. Big heat, Rich tradition.

Available as a freestanding pedestal model (as shown); or as an insert model (as shown).



Made in the USA



BRECKWELL[®]
Exceptional Heat, Outstanding Value[™]

breckwell.com



The FEATURED PELLET STOVE of
"THIS OLD HOUSE" magazine.



The Maverick®

(P22 FS & P22 I)

heats up to 1500 sq. ft.

This is a lot of stove for the money. It has most of the functionality of its bigger, sister models, yet is designed for moderately sized homes, condos, and vacation getaways. This value packed, easy to use stove has more features and benefits than much higher priced stoves.

Available as a freestanding pedestal model (as shown); or with legs in a variety of finishes; or as an insert model (as shown).



Made in the USA



BRECKWELL®
Exceptional Heat, Outstanding Value™

breckwell.com

Features & Benefits

Up to 40,000 BTUs: Providing comforting heat from 400sf to up to 1500sf. 4 heat settings. Remote and wall Thermostat compatible.

The Automatic Fuel Feed lets you burn up to 40 hours on each load with the 40 lb hopper fuel capacity.

Heavy Steel Construction provides long-term reliability and durability.

One touch digital technology control board with multiple Safety checks and Diagnostics; extending the life and efficiency of your stove.

The "Hot Rod" Automatic Fire Starter igniter assures the stove lights quickly and safely. No messy starter gels needed.

Solid cast iron burn pot. Removable for easy cleaning.

Special air wash system helps keep glass clean.

Quiet motors and blowers.

High thermal efficiency offers superior heat output.

Environmentally friendly: meeting or exceeding all federal and state emissions standards.

Both the freestanding and insert are easy to install (instructions included). Insert fits in virtually any factory built or masonry fireplace.

Available in Black.

(See pg. 14 for color sample and full details).

Limited Lifetime Warranty.

Breckwell Stoves have Proudly been Made in the USA since 1980.

Options

Remote Control Thermostat: Radio Controlled with range up to 100ft.

Door: 24 karat gold plated or brushed nickel, or painted.

Cowl: 24 karat gold plated; or anodized gold accent, or painted.

Realistic ceramic fiber logs and brick panels.

Drop-in Ash Pan.

Freestanding only

Legs: 24 karat gold plated, brushed nickel, or painted.

Pedestal.

Hopper extension: an additional 65 lbs.

Insert only

Flashing trim: anodized gold.



FS Leg option



The Mojave[®] (P2700 FS)

heats up to 2200 sq. ft.

High performance in High style. The three-sided large bay windows entice you to enjoy a panoramic view of the brilliant flame. You're getting substantial heat delivered from a smaller stove in a beautiful contemporary design.



Made in the USA



BRECKWELL[®]
Exceptional Heat, Outstanding Value[™]

breckwell.com

Features & Benefits

Up to 45,000 BTUs: Providing comforting heat from 400sf to up to 2200sf. 5 heat settings. Remote and wall Thermostat compatible.

The Automatic Feed lets you burn up to 50 hours on each load with the 50 lb hopper fuel capacity.

Heavy Steel Construction provides long-term reliability and durability.

One touch digital technology control board with multiple Safety checks and Diagnostics; extending the life and efficiency of your stove.

The "Hot Rod" Automatic Fire Starter igniter assures the stove lights quickly and safely. No messy starter gels needed.

Solid cast iron burn pot. Removable for easy cleaning.

Large and easily accessible Ash Drawer.

Special air wash system helps keep glass clean.

Easy Access rear, and Swing-Open side panels for quick maintenance and service.

Quiet motors and blowers.

High thermal efficiency offers superior heat output.

Environmentally friendly: meeting or exceeding all federal and state emissions standards.

Easy to install (instructions included).

Available in Black.
(See pg. 14 for color sample and full details).

Limited Lifetime Warranty.

Breckwell Stoves have Proudly been Made in the USA since 1980.

Options

Remote Control Thermostat: Radio Controlled with range up to 100ft.

24 karat gold plated, gold trim or brushed nickel doors with matching accents.

Realistic ceramic fiber logs and brick panels.



The Classic Cast[®]

(P4000 FS)

heats up to 2000 sq. ft.

The Classic Cast is a captivating combination of comfort and charm. You might not guess from its nostalgic country styling that this is such a powerful stove – providing both substantial radiant and forced air heat. If you want to experience the coziness of heartland warmth and the reliability of durable and rugged Made in America quality – this is your stove.



Made in the USA



BRECKWELL[®]
Exceptional Heat, Outstanding Value[™]

breckwell.com

Features & Benefits

Up to 42,000 BTUs: Providing comforting heat from 400sf to up to 2000sf. 4 heat settings. Remote and wall Thermostat compatible.

The Automatic Fuel Feed lets you burn up to 50 hours on each load with the 50 lb hopper fuel capacity.

Classic Cast Iron Construction provides long-term reliability and durability.

Radiant and forced air heat.

One touch digital technology control board with multiple Safety checks and Diagnostics; extending the life and efficiency of your stove.

The “Hot Rod” Automatic Fire Starter igniter assures the stove lights quickly and safely. No messy starter gels needed.

Solid cast iron burn pot. Removable for easy cleaning.

Easily accessible Ash Pan.

Special air wash system helps keep glass clean.

Quiet motors and blowers.

High thermal efficiency offers superior heat output.

Environmentally friendly: meeting or exceeding all federal and state emissions standards.

Easy to install (instructions included).

Available in Black.
(See pg. 14 for color sample and full details).

Limited Lifetime Warranty.

Breckwell Stoves have Proudly been Made in the USA since 1980.

Options

Remote Control Thermostat: Radio Controlled with range up to 100ft.

24 karat gold plated, brushed nickel, or painted door.

Sunburst glass accent trim.

Realistic ceramic log set.



The Big E[®] (P1000 FS) *heats up to 2200 sq. ft.*

This rugged and powerful stove is designed to bring you the most heat for the least cost. It is especially easy to operate and maintain, and it has more features and benefits than comparatively priced stoves. The Big E brings you all the reliability and craftsmanship of Breckwell at a very affordable price.



Made in the USA



BRECKWELL[®]
Exceptional Heat, Outstanding Value[™]

breckwell.com

Features & Benefits

Up to 45,000 BTUs: Providing comforting heat from 400sf to up to 2200sf. 5 heat settings. Remote and wall Thermostat compatible.

The Automatic Fuel Feed lets you burn up to 140 hours on each load with the huge 140 lb hopper fuel capacity.

Heavy Steel Construction provides long-term reliability and durability.

One touch digital technology control board with multiple Safety checks and Diagnostics; extending the life and efficiency of your stove.

The "Hot Rod" Automatic Fire Starter igniter assures the stove lights quickly and safely. No messy starter gels needed.

Solid cast iron burn pot. Removable for easy cleaning.

Large and easily accessible Ash Drawer (available on select models).

Special air wash system helps keep glass clean.

Quiet motors and blowers.

High thermal efficiency offers superior heat output.

Environmentally friendly: meeting or exceeding all federal and state emissions standards.

Easy to install (instructions included).

Limited Lifetime Warranty.

Breckwell Stoves have Proudly been Made in the USA since 1980.

Options

Hopper extension: an additional 210lbs.

Remote Control Thermostat: Radio Controlled with range up to 100ft.

Large glass/cast iron door (PWA and PCA models) and Utility Heater small window option.

Colors available:

 Black
 Rich Brown

(See pg. 14 for full details).



*Utility Heater
Small Window option*



Features & Benefits

Burns Corn and Wood Pellets.

Up to 45,000 BTUs: Providing comforting heat from 400sf to up to 2200sf. 5 heat settings. Remote and wall Thermostat compatible.

The Automatic Fuel Feed lets you burn up to 42 hours on each load of up to 85 lbs of dried corn, or up to 45 hours with up to 75 lbs of wood pellet fuel capacity.

Heavy Steel Construction provides long-term reliability and durability.

One touch digital technology control board with multiple Safety checks and Diagnostics; extending the life and efficiency of your stove.

Control Panel is mounted at the top of the unit for easy access. It is also designed so that it can be mounted either back center, or back left.

Sturdy Stainless Steel burn pot. Removable for easy cleaning.

Large and easily accessible Ash Drawer.

Special air wash system helps keep glass clean.

Decorative brick-look panels included.

Quiet motors and blowers.

High thermal efficiency offers superior heat output.

Environmentally friendly: meeting or exceeding all federal and state emissions standards.

Easy to install (instructions included).

Limited Lifetime Warranty.

Breckwell Stoves have Proudly been Made in the USA since 1980.

Options

Remote Control Thermostat: Radio Controlled with range up to 100ft.

24 karat gold plated, brushed nickel, or painted doors and cowls.

Colors available:

 Black

 Rich Brown

(See pg. 14 for full details).



The Heartland Multi-Fuel[®] (P6000 FS) *heats up to 2200 sq. ft.*

Fight back against volatile energy prices with this cleverly designed corn and pellet burning stove. You get the convergence of Traditional Styling, Rugged Performance, Ease of operation, and Economical pricing.



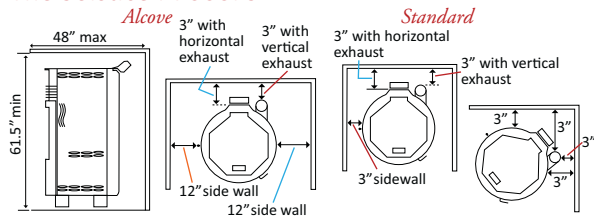
Made in the USA



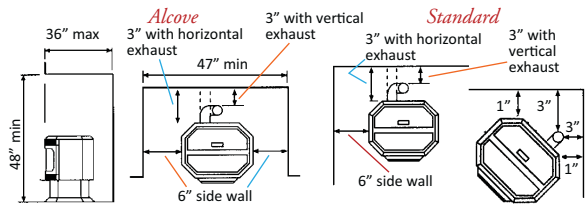
BRECKWELL[®]
Exceptional Heat, Outstanding Value[™]

breckwell.com

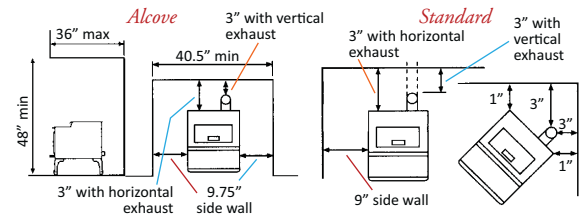
The Solstice P7000FS



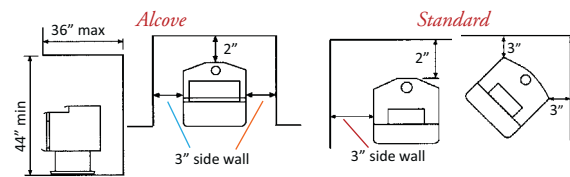
The Tahoe P2000FS



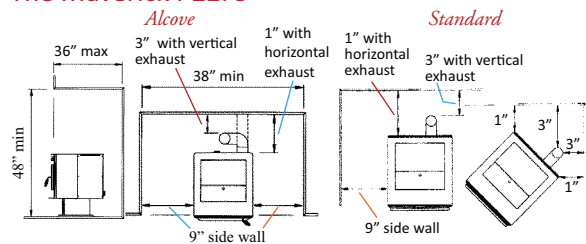
The Sonora P23FS



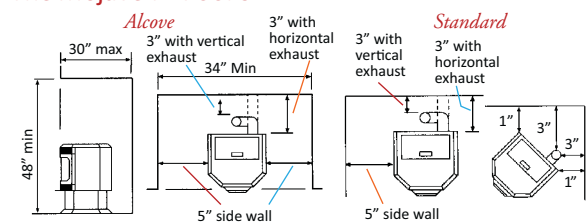
The Blazer P24FS



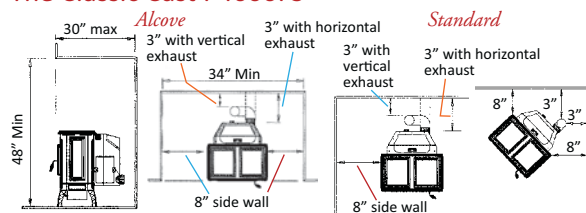
The Maverick P22FS



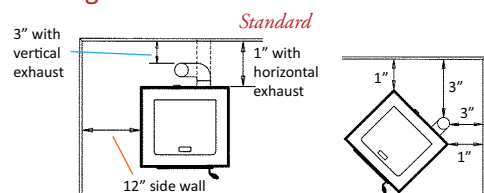
The Mojave P2700FS



The Classic Cast P4000FS

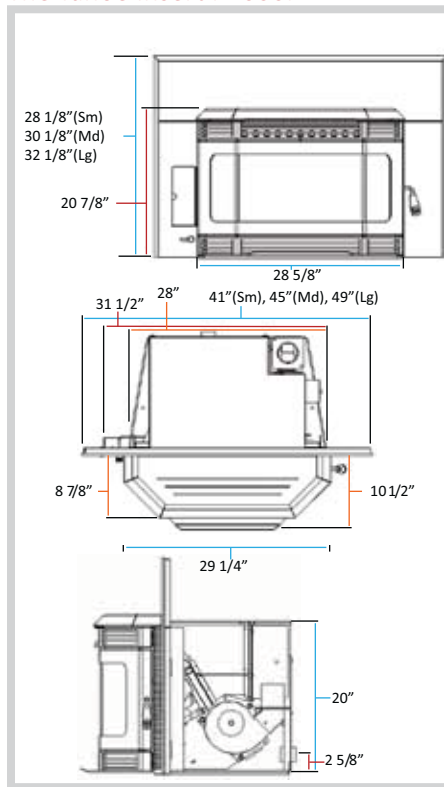


The Big E P1000FS

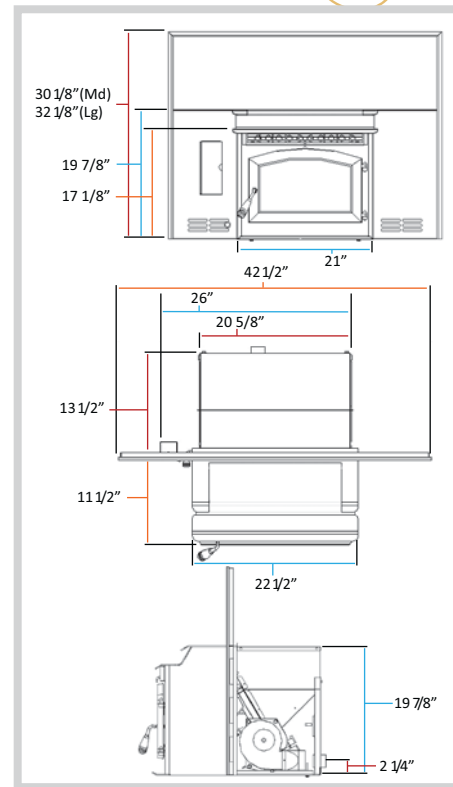


Alcove & Standard Clearances

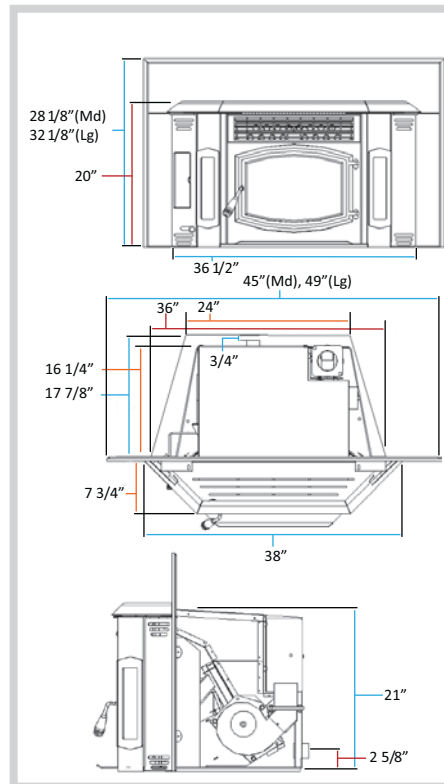
The Tahoe Insert P2000I



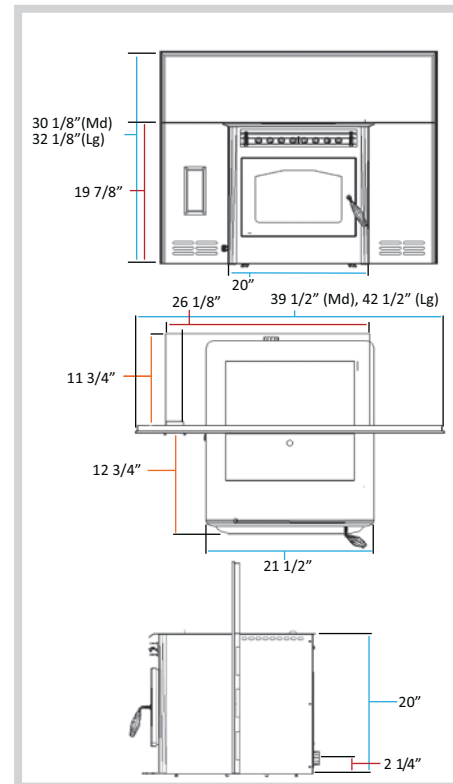
The Sonora P23I



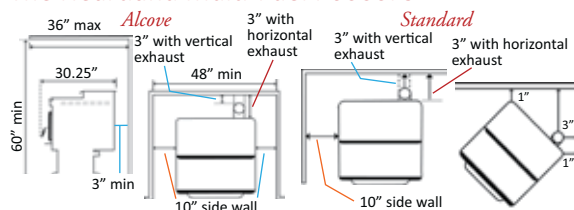
The Blazer P24I



The Maverick Insert P22I



The Heartland Multi-Fuel P6000FS



Stove Colors

Breckwell stoves are painted with Stove Bright's color designations as follows:

- Black-Metallic Black
- Rich Brown-Rich Brown
- Designer Shimmering Red-Shimmering Rose

Specifications	The Solstice P7000FS	The Tahoe P2000FS	The Tahoe Insert P2000I	The Sonora P23FS	The Sonora Insert P23I	The Blazer P24FS	The Blazer Insert P24I	The Maverick P22FS	The Maverick Insert P22I	The Mojave P2700FS	The Classic Cast P4000FS	The Big E P1000FS	The Heartland Multi-Fuel P6000FS
Flue Outlet	3"	3"	3"	3"	3"	3" interchangeable top or rear	3"	3"	3"	3"	3"	3"	3"
Shipping Weight	277 lbs.	250 lbs.	185 lbs.	185 lbs.	175 lbs.	280 lbs.	210 lbs.	160 lbs. (pedestal: 30 lbs., legs: 23 lbs.)	160 lbs. (flashing: 13 lbs.)	200 lbs.	290 lbs.	220 lbs.	265 lbs.
Burning Time	Up to 80 hrs.	Up to 70 hrs.	Up to 60 hrs.	Up to 55 hrs.	Up to 55 hrs.	Up to 60 hrs.	Up to 70 hrs.	Up to 45 hrs.	Up to 45 hrs.	Up to 50 hrs.	Up to 50 hrs.	Up to 140 hrs.	Up to 45 hrs.
Max BTU Input	45,000	45,000	45,000	42,000	42,000	45,000	45,000	40,000	40,000	45,000	42,000	45,000	45,000
Max Sq. ft. range	400-2200	400 - 2200	400 - 2200	400 - 2000	400 - 2000	400 - 2200	400 - 2200	400 - 1500	400 - 1500	400 - 2200	400 - 2000	400 - 2200	400 - 2200
EPA status	Exempt	Exempt	Exempt	Exempt	Exempt	Exempt	Exempt	Exempt	Exempt	Exempt	Exempt	Exempt	Exempt
Hopper Capacity	Up to 80 lbs.	Up to 70 lbs.	Up to 60 lbs.	Up to 55 lbs.	Up to 55 lbs.	Up to 60 lbs.	Up to 70 lbs.	Up to 45 lbs.	Up to 45 lbs.	Up to 50 lbs.	Up to 50 lbs.	Up to 140 lbs.	Up to 75 lbs pellets and 85 lbs. corn
Approved Installations	Alcove, Mobile Homes, Conventional	Alcove, Mobile Homes, Conventional	Masonry, Zero-clearance, Mobile Home Z-C, Built-in	Alcove, Mobile Homes, Conventional	Masonry, Zero-clearance, Mobile Home Z-C, Built-in	Alcove, Mobile Homes, Conventional	Masonry, Zero-clearance, Mobile Home Z-C, Built-in	Alcove, Mobile Homes, Conventional	Masonry, Zero-clearance, Mobile Home Z-C, Built-in	Alcove, Mobile Homes, Conventional	Alcove, Mobile Homes, Conventional	Alcove, Mobile Homes, Conventional	Alcove, Mobile Homes, Conventional

Dimensions

Width	22.25"	29.125"	22.75" (at rear) 29.25" (at opening)	22.5"	20.5" (at rear) 22.5" (at opening)	26"	22.75" (at rear) 28.5" (at opening)	21.5"	21.5"	24"	25.25"	25.75"	27.25"
Depth	26"	24.75" (including ash lip)	27.25" (including ash lip) 17.375" (in fireplace)	27" (including ash lip)	26" (including ash lip) 14.25" (in fireplace)	31" (including ash lip)	26.5" (including ash lip) 17.75" (in fireplace)	24" (excluding ash lip)	24.25" (including ash lip) 11.5" (in fireplace)	22.25"	24.25"	23.875"	32" (including ash lip)
Height	43.125"	30.5"	20" (in fireplace)	29.25" (FSA), 28.5" (FSL)	19.75" (in fireplace)	33.125"	21" (in fireplace)	28.5" (with legs or pedestal)	20" (in fireplace)	31"	29.5"	32.625"	37.75"
Flashings for Inserts	N/A	N/A	40.5" X 28.25" 44.5" X 30.125" 48.5" X 32.125"	N/A	42" X 32" 42" X 30"	N/A	48.5" X 32" 44.5" X 28"	N/A	39" X 30" 42" X 32"	N/A	N/A	N/A	N/A

IMPORTANT NOTES:

As with any heating appliance, fireplace, or stove, these stoves are extremely hot during operation. To avoid personal injury or property damage, the stove must be installed, operated and maintained in strict compliance with the instructions packaged with the stove. Read and understand all operating instructions before using them. For further information, consult your dealer. Contact local building or fire officials about restrictions and installation requirements.

Local conditions, such as elevation, wind, vent configuration, and type of fuel used; pellet size, length, and diameter; stove location; burn rate; accessories chosen; chimney installation and how the stove is home design and maintained. As we are always improving our products, specifications are subject to change. Product designs, materials, dimensions, specifications, colors, and prices are subject to change or discontinuation without notice. Diagrams, illustrations and photographs may not be exactly to scale. consult installation instructions. All of our pellet and multi-fuel stoves have been tested and listed by Intertek Testing Services, Madison Wisconsin and Vancouver B.C., to the following standards: ASTM E 1509-04, UL 1482, ULC S627, ULC/ORD C1482, and USEPA Method 28A.





At Breckwell:

We deploy state of the art technology to craft innovative, reliable, and eco-friendly hearth products.

Since 1980 (Engineers Al Breckel and Dave Wells started the company in Eugene, Oregon) Breckwell has been the leader in setting the standard in designing and manufacturing dependable, safe, and highly efficient hearth products. Breckwell has flourished for over three decades due to its technological innovations, high quality products, design expertise, and building strong long-term relations with our customers and consumers.

A common question within the industry is “Is it as reliable and trouble-free as a Breckwell?” It starts with our engineering, which is focused on designing High-Quality and High-Heat Performance stoves that are EASY to install, EASY to operate, EASY to maintain, and EASY on the eye. The steel, cast iron, motors, fans, control boards, and other components that we select are among the most durable available. Every stove is skillfully hand assembled in one of our Oregon or Texas plants. We are extremely confident of the quality of our products, and proudly offer a limited lifetime warranty on all of our stoves.

In addition, our One Touch digital technology control boards include multiple safety checks and diagnostics to extend the life and maximize the heat output and efficiency of your stove.

As safety is a major emphasis, all Breckwell models are certified to be safe by an independent testing laboratory. Internal temperature and pressure sensors provide thorough protection. Breckwell has a stellar record for safety.

Over the past 3 decades hundreds of thousands of Breckwell stoves have been installed in homes around the world, keeping them comfortable and cozy throughout the winter. We would be thrilled if you would allow us into your home to warm your family as well.



Made in America

Since 1980

Arlington, TX
Eugene, OR
stoves@breckwell.com
866-606-8444

Visit us at www.breckwell.com