

**heatilator**<sup>®</sup>  
*The first name in fireplaces*

# Caliber Series

Direct Vent Gas Fireplace

Available IntelliFire<sup>®</sup>  
app and voice control



# Caliber Series

traditional style  
**proven value**

The Caliber Series delivers bold fire and impressive heating power to create a dramatic focal point in any room. The Caliber comes standard with a painted black interior, glowing embers and a full log set. The Caliber nXt upgrades the experience with a textured fiber interior, greater heat output, and a standard fan to evenly distribute the heat into the room.

Create your unique look by pairing designer front and finish options and define your space with traditional style, proven value and a beautiful roaring fire.

## Caliber Features


- 36" or 42" wide viewing area
- Black painted interior panels standard; additional interior finishing options also available
- Enhanced safety with the IntelliFire Touch® ignition system
- Select from the IntelliFire® app, touchscreen remote control or wireless wall switch for the solution that fits your life
- Three fronts with two finishing options
- Optional heat management solutions
- Optional variable fan speed

## Caliber nXt Features

- 36" or 42" viewing area
- Enhanced safety with the IntelliFire Touch ignition system
- IntelliFire® touchscreen remote comes standard; add the IntelliFire app or wireless wall switch for the solution that fits your life
- Standard variable flame height and variable fan speed
- Standard herringbone or traditional interior panels
- Three fronts with two finishing options
- Optional fade-resistant reflective black glass interior panels
- Optional heat management solutions

## Options

### Interior Panels



Black Painted  
(standard on Caliber)



Traditional



Steely Gray Herringbone  
(Caliber nXt only)



Fade-Resistant Reflective Black  
Glass (Caliber nXt only)

### Fronts<sup>1</sup>



Simon<sup>2</sup>




Craftsman



Contour

### Finishes



Black



Bronze

## Controls

### IntelliFire App

All the features of a remote control with an app installed on your smart device. Monitor your fire from anywhere or even control it with the sound of your voice. IntelliFire is compatible with voice assistants Amazon Alexa and Google Assistant.



### Touchscreen Remote

Features: on/off, flame height adjustment, fan speed, lights adjustment, thermostat mode, room temperature readout, child lock, timer mode, battery backup, cold climate mode, power vent, wall docking station (fan, lights and power vent are dependent on your fireplace).



### Wireless Wall Switch

Features: on/off, battery strength indicator, cold climate mode



## Additional Options Not Pictured

- Fan Kit
- Heat Management Solutions
- Gas Conversion Kits
- Mantels and Surrounds

## Venting

- Direct Vent: DVP pipe and SLP pipe

## Technologies

**IntelliFire Touch Ignition System** IntelliFire Touch is our most advanced intermittent-pilot ignition (IPI) system, making operating your appliance simple, smart and safe. Select from the IntelliFire app, touchscreen remote or wireless wall switch for the solution that fits your life.

**Direct Vent Technology** Direct Vent fireplaces remove 100% of combustion exhaust and odors outside of the home. These sealed fireplaces provide optimal heat, conserve energy and ensure clean, safe indoor air quality. To learn more, visit [heatilator.com](http://heatilator.com).

**Cover:** Caliber 36 shown with Craftsman front in bronze, traditional interior panels, steel gray granite surround and Kenwood mantel

1: Front is required to complete fireplace 2: Simon available in black only

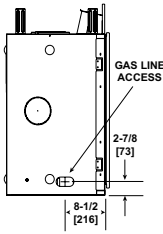
**Left:** Caliber nXt 42 shown with Simon front in black, fade-resistant reflective black glass interior panels, steel gray granite surround and Ozark Shelf



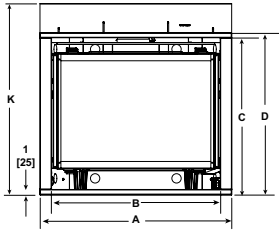
# Technical Specifications

MODEL	FRONT WIDTH		BACK WIDTH		HEIGHT		DEPTH		GLASS SIZE	BTU/HR INPUT
	UNIT	FRAMING	UNIT	FRAMING	UNIT	FRAMING	UNIT	FRAMING		
CD4236IFT, CNXT4236IFT	41" (1041mm)	42" (1067mm)	28-1/2" (724mm)	42" (1067mm)	39-7/8" (1013mm)	40-1/8" (1019mm)	21" (533mm)	22" (559mm)	32" x 21-9/16" (813mm x 548mm)	16,000 - 30,000 23,000 - 40,000
CD4842IFT, CNXT4842IFT	48" (1219mm)	49" (1245mm)	35-1/2" (901mm)	49" (1245mm)	41-7/8" (1064mm)	42-1/8" (1019mm)	21" (533mm)	22" (559mm)	39" x 23-5/8" (991mm x 600mm)	18,000 - 35,000 25,000 - 45,000

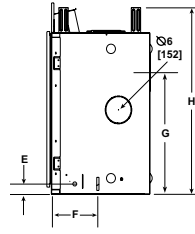
Left Side



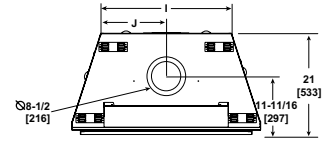
Front



Right Side



Top

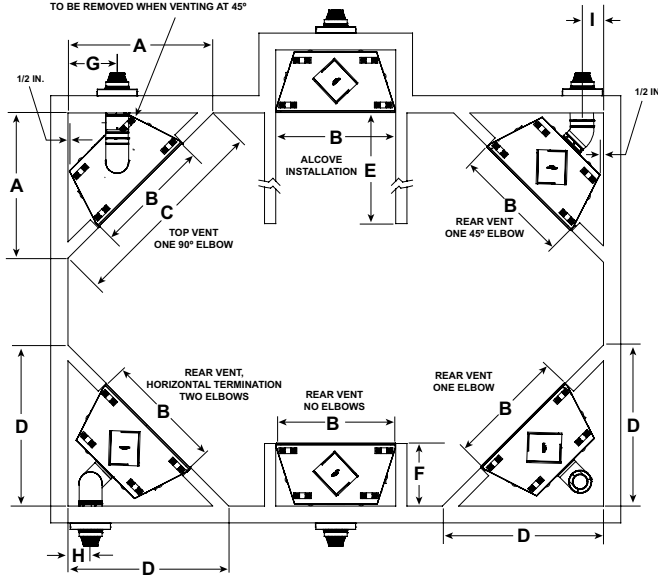


MODEL	A	B	C	D	E	F	G	H	I	J	K
CD4236IFT, CNXT4236IFT	41" (1041mm)	36-1/8" (918mm)	33-1/2" (851mm)	34-5/8" (879mm)	2-1/4" (57mm)	9-11/16" (246mm)	26-7/8" (683mm)	39-7/8" (1013mm)	28-1/2" (724mm)	14-1/4" (362mm)	40-7/8" (1038mm)
CD4842IFT, CNXT4842IFT	48" (1219mm)	43-1/8" (1096mm)	35-1/2" (902mm)	36-5/8" (930mm)	2-3/8" (60mm)	9-15/16" (252mm)	28-7/8" (734mm)	41-7/8" (1064mm)	35-1/2" (901mm)	17-3/4" (451mm)	42-7/8" (1089mm)

## Clearances

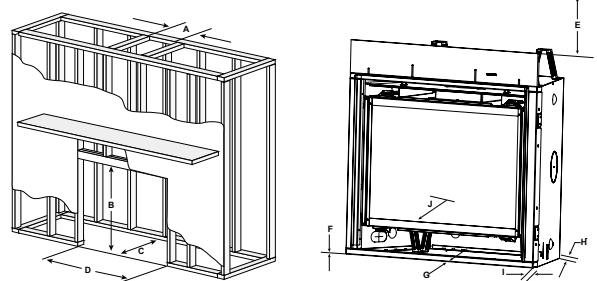
MODEL	A	B	C	D	E	F	G	H	I
CD4236IFT, CNXT4236IFT	51" (1295mm)	42" (1067mm)	72" (1829mm)	56-5/8" (1438mm)	See Inst. Manual	22" (559mm)	17-3/4" (451mm)	8" (203mm)	6-3/4" (171mm)
CD4842IFT, CNXT4842IFT	55-7/8" (1419mm)	49" (1245mm)	79" (2007mm)	61-1/2" (1562mm)	See Inst. Manual	22" (559mm)	19-3/4" (502mm)	10" (1064mm)	10-1/8" (257mm)

NOTE: THE REAR STANDOFF MAY NEED TO BE REMOVED WHEN VENTING AT 45°



## Framing

MODEL	A ROUGH OPENING (WIDTH)	B ROUGH OPENING (HEIGHT)	C** ROUGH OPENING (DEPTH)	D ROUGH OPENING (WIDTH)	E CLEARANCE TO CEILING
CD4236IFT, CNXT4236IFT	10" (254mm)	40-1/8" (1019mm)	22" (559mm)	42" (1067mm)	25" (635mm)
CD4842IFT, CNXT4842IFT	10" (254mm)	42-1/8" (1019mm)	22" (559mm)	49" (1245mm)	25" (635mm)



MODEL	F COMBUSTIBLE TO FLOOR	G COMBUSTIBLE FLOORING	H BEHIND APPLIANCE	I SIDES OF APPLIANCE	J FRONT OF APPLIANCE
CD4236IFT, CNXT4236IFT	0" (0mm)	0" (0mm)	1/2" (13mm)	1/2" (13mm)	36" (914mm)
CD4842IFT, CNXT4842IFT	0" (0mm)	0" (0mm)	1/2" (13mm)	1/2" (13mm)	36" (914mm)

The rough framing dimensions shown represent the distance from stud to stud only and do not take into consideration the addition of drywall. Please refer to installation instructions for complete specifications and drawings when installing this product. Go to [heatilator.com](http://heatilator.com) to download.

## EnerGuide (CSA P.4.1-15) Ratings

Used in Canada and some U.S. states to measure annual fireplace efficiency.

CD4236IFT	CD4842IFT	CNXT4236IFT	CNXT4842IFT
64% (NG) / 67% (LP)	67% (NG) / 70% (LP)	68% (NG) / 67% (LP)	68% (NG) / 71% (LP)

## Available from

**heatilator**  
The first name in fireplaces

- 800-927-6841 | [heatilator.com](http://heatilator.com)
- [facebook.com/Heatilator](https://www.facebook.com/Heatilator)
- [twitter.com/Heatilator](https://twitter.com/Heatilator)
- [youtube.com/HeatilatorFireplaces](https://www.youtube.com/HeatilatorFireplaces)

HTL-1096U-1020

## Limited Lifetime Warranty<sup>2</sup>

The strongest in the industry, Heatilator provides a limited lifetime warranty on gas-burning products of the most important aspects: firebox and heat exchanger.

The information provided in this literature is for planning purposes only and subject to change. Please consult the installation manual for actual installation. Actual product appearance may differ from product images.

<sup>2</sup> For full warranty details go to [heatilator.com](http://heatilator.com).

Google, YouTube and Google Home are trademarks of Google LLC. Amazon, Alexa, and all related logos are trademarks of Amazon.com, Inc. or its affiliates.

